



Monitoring of Research – based Instructional Practices: CSUSA Site Visit

June 1, 2010



Essential Questions

- How do we effectively monitor the use of research-based instructional practices to ensure increases in student learning and achievement?

Introduction



CSUSA Profile

- One of the largest charter school management companies in the nation
- 20 charters on 16 campuses serving more than 16,000 students for the 2009-2010 school year
- First and largest operator of charter schools in Florida
 - First Municipal Charter
 - First Workplace Charter
 - First K-12 Charter School System
- Exemplary FCAT and parental satisfaction performance
 - 2008-2009 “A” Grade
 - 90%+ Retention Rate



CSUSA Schools



CSUSA Site Visit Best Practice

*Provides our **teachers** with:*

- *individual feedback on their utilization of the CSUSA Educational Model.*
- *baseline assessment, data-driven instruction, assessment, grading, reporting and evaluation.*

*Provides our **schools** with:*

- *leadership and oversight to sustain high student achievement and progression.*
- *the implementation and monitoring of recommended factors outlined by Marzano in “What Works in Schools” and “The Art and Science of Teaching” (2007).*

*Provides our **Education Team** with:*

- *Data to identify each school’s programs and needs, in order to align our strategic support.*
- *Data to best align the school’s professional development calendar*

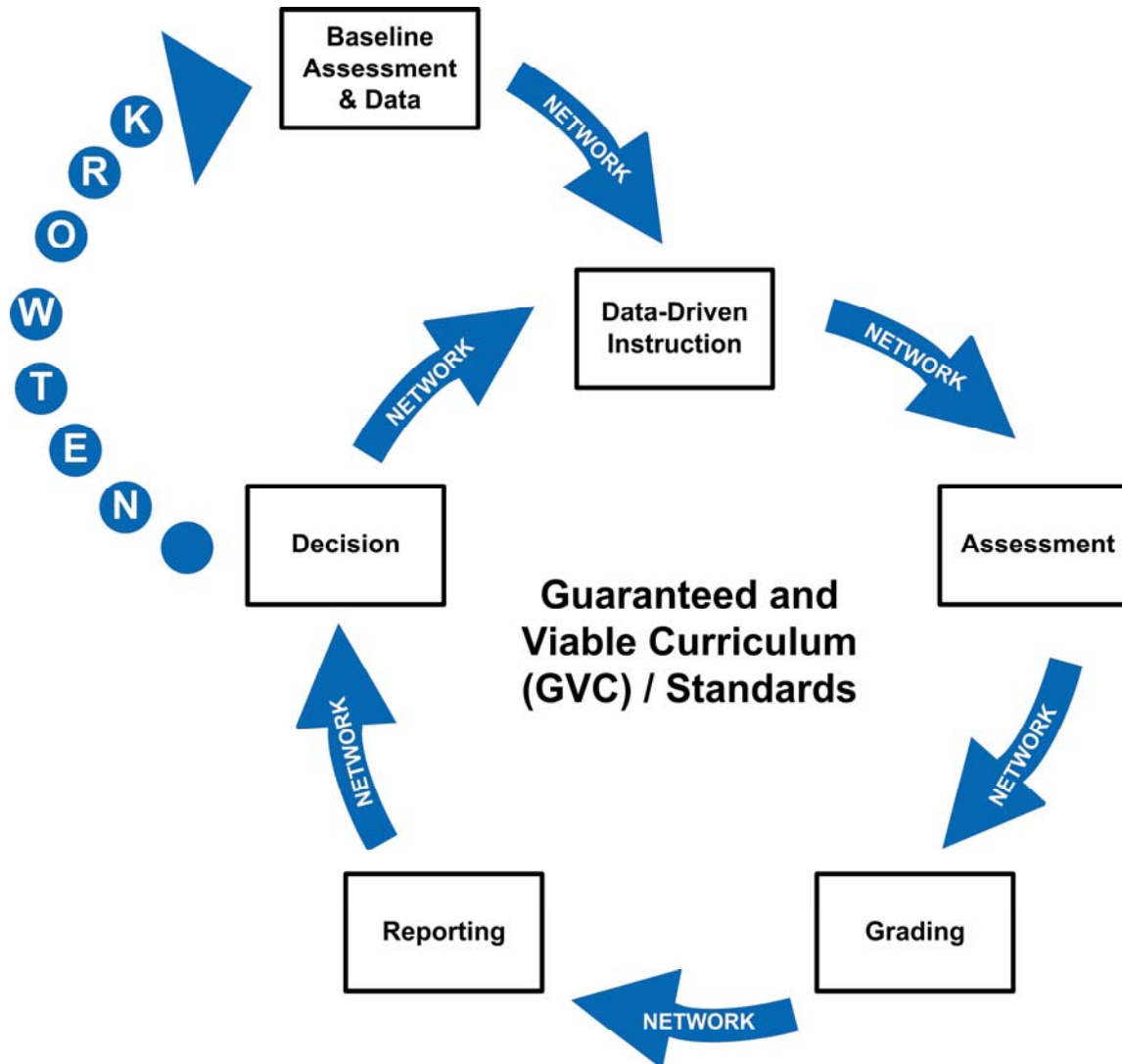




CSUSA Educational Model – Research Based Best Practices



CSUSA Educational Model

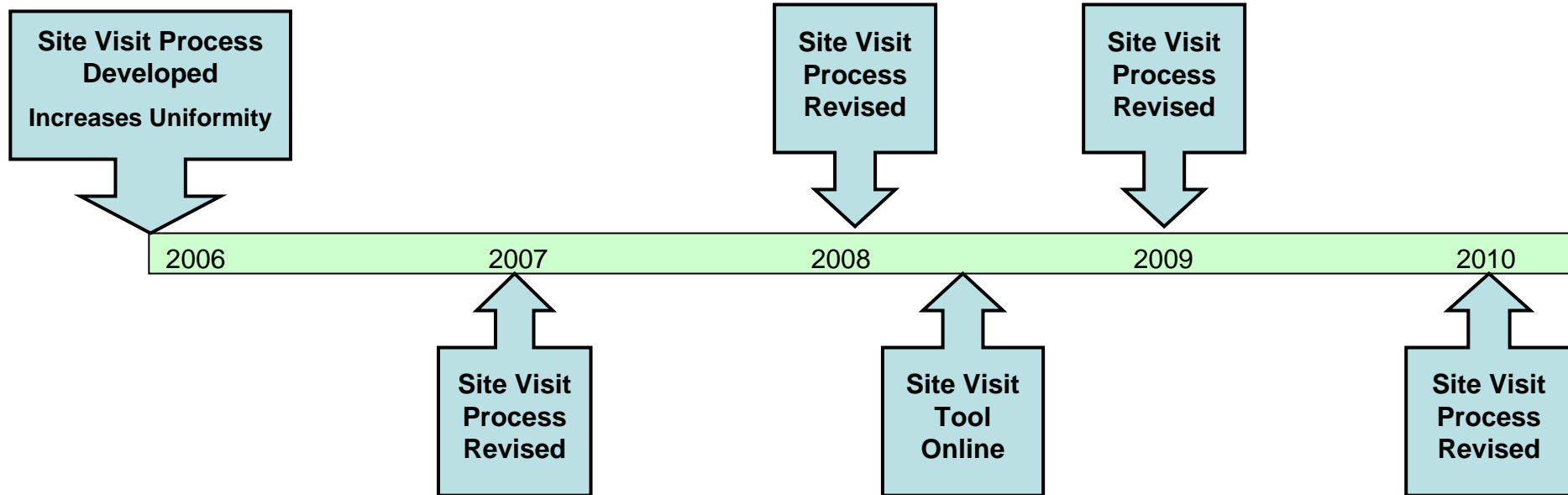


Historical Perspective

Prior to Site Visits, performance indicators included:

- test scores,
- student grades, and
- in – house teacher evaluations.

Historical Perspective



Benefits

Teacher Level Benefits

- Achievement Goals and Action Plans are developed and communicated with all staff members
- Teachers are given clear expectations of what is expected that aligns to their performance evaluations
- Enhancement of Professional Development based on the Site Visit Team recommendations

Organization Level Benefits

- Continuous Improvement focused on student achievement
- Structured walk-thru process to improve dialog between administrators and teachers
- Uniformity across the organization



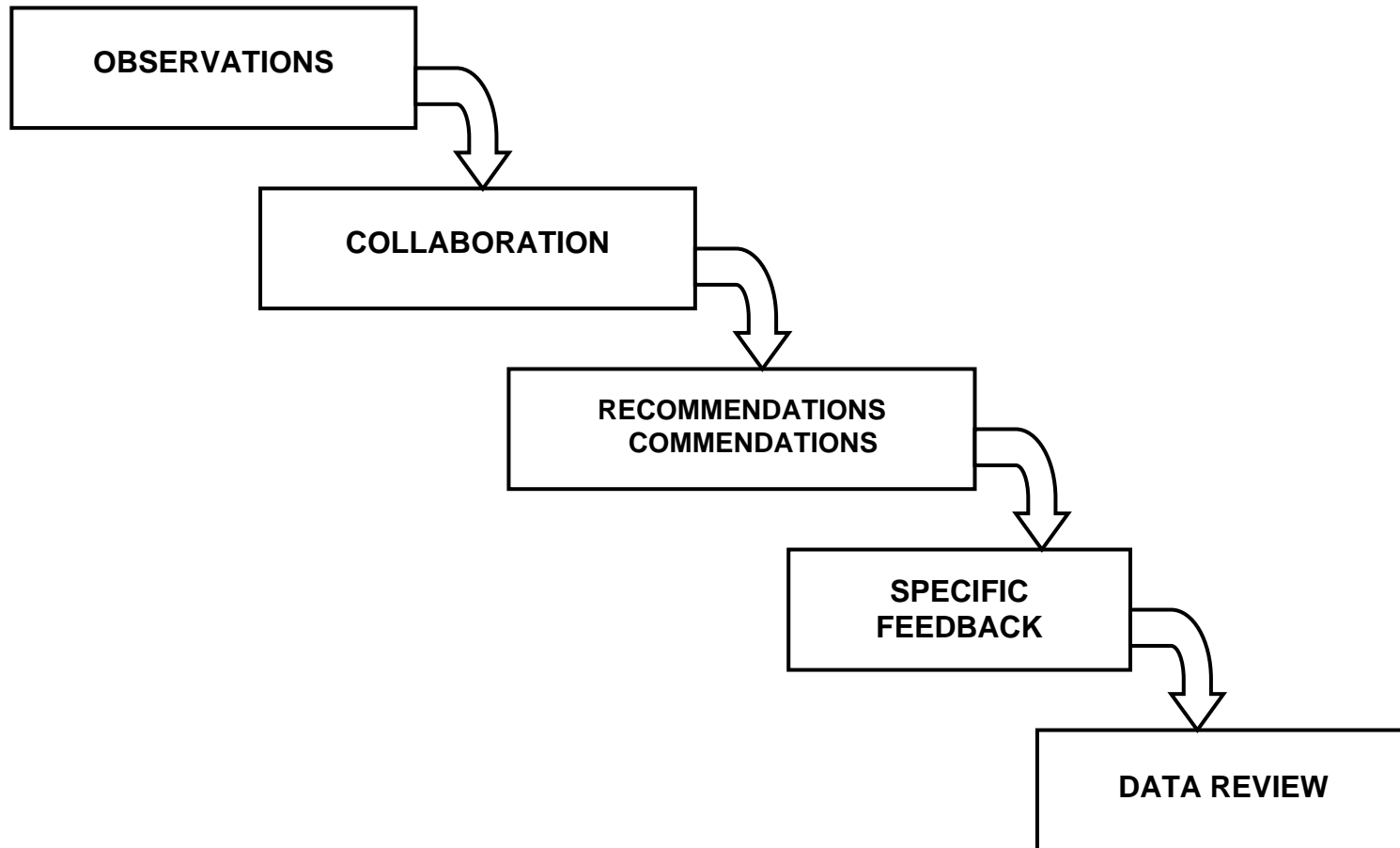
The Site Visit Process



- Insert Dinda's Video Here



Observation Flow Chart



Key Lessons Learned

Site Visit Training



Keys to Success

Site Visit Training

Trained Observers Include:

- Principals and Assistant Principals
- Deans
- Curriculum Resource Teachers
- Specialists
- Master Teachers



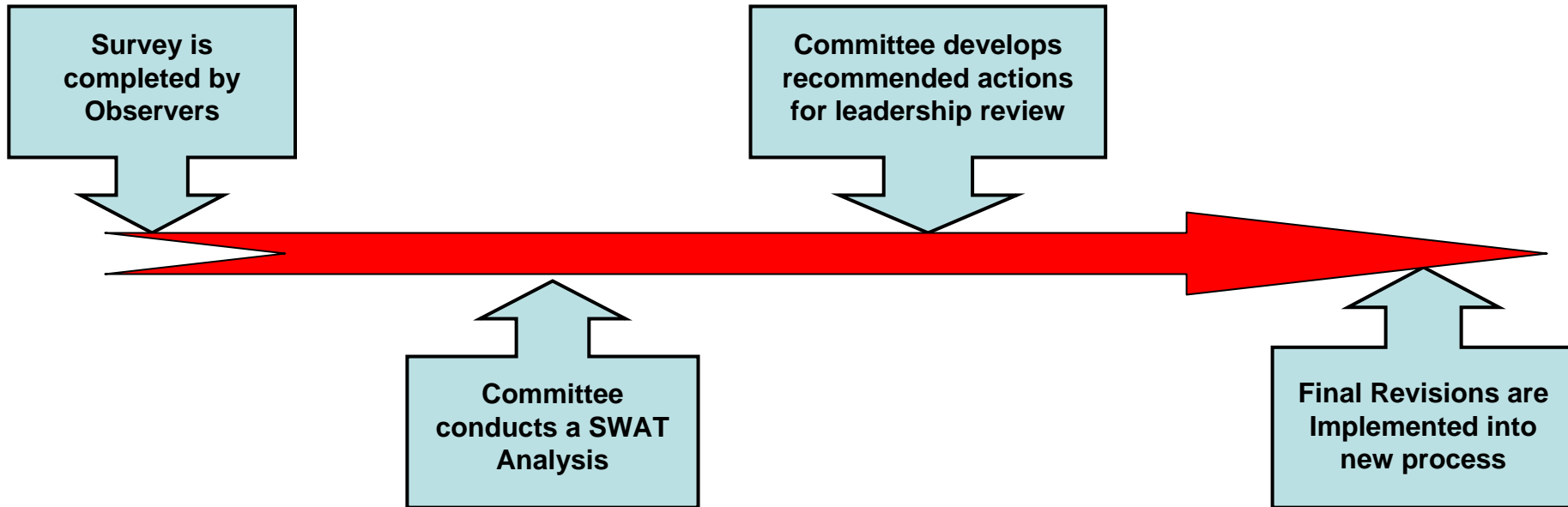
Keys to Success

Site Visit Training

- Ensures that all observers are trained:
 - on educational best practices, and
 - how to effectively communicate information to teachers
- All observers must attend training
- Train-the-Trainer Model
 - training is taken back to schools for a teacher professional development session

Keys to Success

Revision Committee



Results

- CSUSA is an “A” district!!
- 82% of CSUSA operated schools earned a school grade rating of "A" or "B"
- 65% of CSUSA operated schools earned a school grade rating of "A", 18% earned "B's", 18% earned "C's", 0% earned a "D", and 0% earned an "F"
- 82% of CSUSA schools moved up at least 1 letter grade or maintained an “A”
- 100% of CSUSA schools made adequate progress with the lowest 25% in Reading
- 100% of CSUSA schools made adequate progress with the lowest 25% in Mathematics
- 82% met at least 90% of the AYP criteria; 35% of CSUSA operated schools met 100% of the AYP criteria;



Questions & Answers



18th Annual Sterling Conference

FLORIDA'S EDUCATION SUMMIT

Sponsored By



Orlando, Florida
June 1, 2010



Florida Department of Education



ets, inc.

www.etsfl.com

CHARTER SCHOOLS
USA

www.charterschoolsusa.com